


Water Generator User Manual

I . Product Features

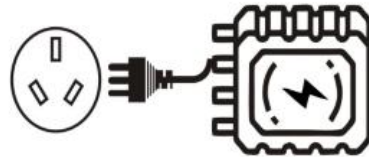
1. Companion product for matching with our controller
2. Hydropower small system
3. Charge the battery by water power
4. Uninterrupted charging machine without weather influence
5. Hydropower machine & controller realize APP remote control

II . System Composed of Hydroelectric Generator

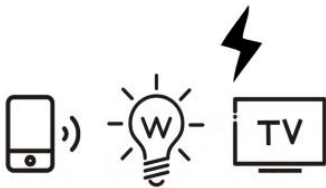
1. Charging the battery



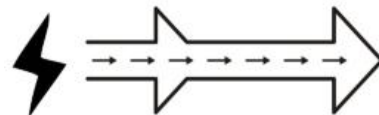
2. Grid-connected AC inverter



3. Energy storage system



4. Continuous Output Power Supply



III. Product Function Description

Front side



Rotating LEDs

power output

Surface of water wheel


water inlet

waterwheel



IV. Installation Requirements

1. Four-meter high lead pipe impacting the hydrodynamic wheel
2. Hydraulic wheel facing down to prevent water ingress into the machine.
3. Installed in a ventilated place protected from the sun and rain.
4. Well fixed to prevent collision



WARNING
No immersion in water

V. Troubleshooting Guide

Fault	Possible causes	Prescription
Too little current	Slow speed, less than 1200 rpm	Increase water flow to enhance impact
Undervoltage	Less water flow, not enough height.	Increase water flow and height to 4 meters
strange noise and oscillation	Secure in place	No oscillation during operation
No voltage	Loose water wheel, slipping; loose output line	Tighten and secure the water wheel; connect the wiring
Indicator light does not flash	Water wheel clamping, bearing Clamping	Check for tree branches and hard objects stuck in the water wheel.

VI. Product Link Diagram

